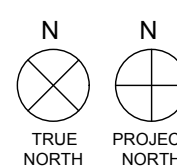
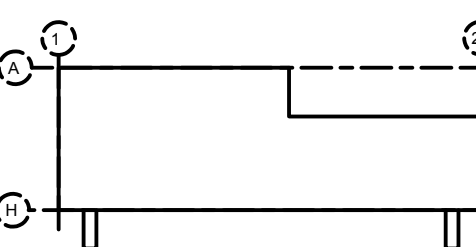


SEAL



THOMAS G. SMITH | NY: 042283

KEY PLAN



SUBMITTALS

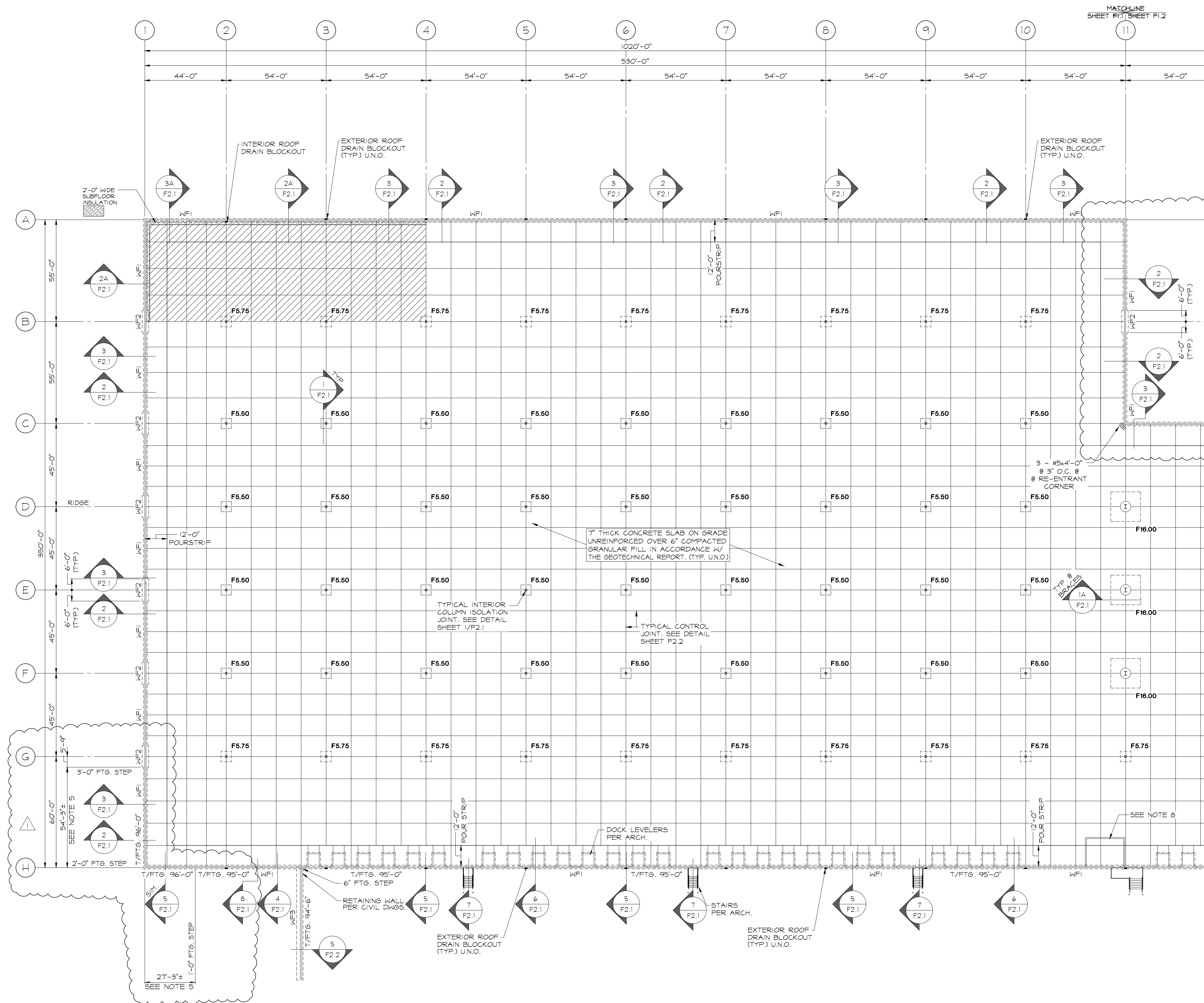
NO.	DATE	DESCRIPTION
12.08.21		PROGRESS
1.28.22		PROGRESS
2.28.22		95% PROGRESS
3.9.22		100% PROGRESS
5.24.22		PUMP HOUSE
6.9.22		PERMIT
1	7.8.22	FTG STEPS & JOIST SEAT @ A

PROJECT NO. AS286-21 | NY131 | 21-154
DRAWN BY DTC

SHEET TITLE
**AREA "A"
FOUNDATION PLAN**

SHEET NO.

F1.1



**AREA "A"
FOUNDATION PLAN**

SCALE: 1" = 30'-0"

- NOTES:
- FINISH FLOOR REFERENCE ELEVATION = 100'-0".
 - TOP OF INTERIOR COLUMN FOOTING ELEVATION = 99'-0" U.N.O.
 - TOP OF EXTERIOR FOOTING ELEVATION = 99'-0" U.N.O.
 - COORDINATE ALL DOOR OPENINGS AND LOCATIONS WITH ARCHITECTURAL DRAWINGS.
 - VERIFY LOCATION OF ALL FOOTING STEPS WITH PANEL DRAWINGS PRIOR TO CASTING FOOTINGS.
 - INDICATES 10 MIL. VAPOR BARRIER UNDER SLAB ON GRADE. REINFORCE WITH WAVE: 444-4024025.
 - VERIFY LOCATION OF BLOCK OUTS FOR DOWNSPOUTS WITH PLUMBING DRAWINGS PRIOR TO CASTING FOOTINGS.
 - 8" CHL. REINF. W/ #4 @ 24" O.C. FULL HEIGHT. SEE DETAIL SHEET F2.2.
 - PROVIDE DOVEL BASKETS @ ALL SLAB JOINTS. PROVIDE JOINT FILLER IN SPEED BAY JOINTS ONLY.

WALL FOOTING SCHEDULE		
MARK	FOOTING SIZE (X x Y x D)	FOOTING REINFORCEMENT
WF1	2'-0"x3'-2"	3 - #4 CONT. TOP & BOT. W/ #5 TIES @ 60" O.C.
WF2	3'-6"x3'-2"	5 - #4 CONT. TOP & BOT. W/ #5 TIES @ 24" O.C.
WF3	3'-6"x3'-2"	SEE DETAIL 5/F2.2

COLUMN FOOTING SCHEDULE		
MARK	FOOTING SIZE (X x Y x D)	FOOTING REINFORCEMENT
F5.50	3'-4"x3'-6"x1'-0"	8 - #5 E.H. BOT.
F5.75	3'-4"x3'-6"x1'-0"	6 - #6 E.H. BOT.
F16.00	6'-0"x6'-0"x3'-4"	18 - #8 E.H. TOP & BOT.

